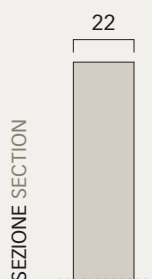


# EVOLVE



**EVOLVE:** anta in particelle di legno sp.22 mm a bassa emissione di formaldeide (classe E1) rivestito in melaminico poro aperto ad alta pressione (Hpl) sp.0,3 mm. Bordo in ABS da 1 mm sui 4 lati, il tutto incollato con colla poliuretanic.

**EVOLVE:** door composed by wood particles 22 mm thick low formaldehyde emission (class E1), covered with HPL melamine open pore 0.3 mm thick. The door is entirely ABS edged, 1 mm thick, with polyurethane glue.



VISTA FRONTALE FRONT VIEW

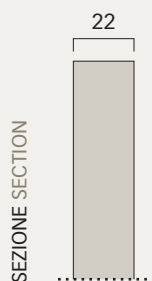


VISTA 3D 3D VIEW



**EVOLVE PET:** anta in MDF sp.22 mm rivestita esternamente in PET, opaco o lucido, con bordo in ABS da 1 mm sui 4 lati, il tutto incollato con colla poliuretanic. Interno in melaminico opaco dello stesso colore del rivestimento esterno.

**EVOLVE PET:** MDF door 22 mm thick externally covered with matt or glossy PET, entirely ABS edged, 1 mm thick, with polyurethane glue. Matt melamine internal covering made out of the same material as the exterior.



VISTA FRONTALE FRONT VIEW



VISTA 3D 3D VIEW




**FINITURE ANTA  
MELAMINICO  
PORO APERTO  
MELAMINE DOOR  
OPEN PORE FINISH**



\* La finitura U129 non è bifacciale, ha il retro nero opaco, quindi non sono realizzabili gli elementi a giorno.  
The finishing U129 is not double face, the back part in black matt. Therefore open elements are not feasible.

**FINITURE ANTA PET  
OPACO  
PET DOOR FINISH  
MATT**



**FINITURE ANTA PET  
LUCIDO  
PET DOOR FINISH  
GLOSSY**

