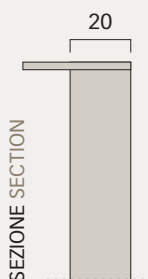


GLASS



GLASS PROFILO 103: anta telaio alluminio sp. 20 mm con o senza maniglia integrata con vetro o laminato stratificato HPL nelle finiture indicate.

GLASS FRAME 103: door with alumium profile 20 mm thick available with or without integrated handle, with glass or HPL laminate in the indicated finishes.



VISTA FRONTALE FRONT VIEW

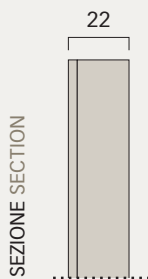


VISTA 3D 3D VIEW




GLASS PROFILO 123: anta telaio alluminio sp. 22 mm con vetro o laminato stratificato HPL nelle finiture indicate.

GLASS FRAME 123: door with alumium profile 22 mm thick available with glass or HPL laminate in the indicated finishes.



VISTA FRONTALE FRONT VIEW

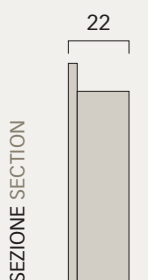


VISTA 3D 3D VIEW



GLASS PROFILO 139: anta telaio alluminio sp. 22 mm con maniglia a scomparsa, con vetro o laminato stratificato HPL nelle finiture indicate.

GLASS FRAME 139: door with alumium profile 22 mm thick, with glass or HPL laminate, hidden handle.



VISTA FRONTALE FRONT VIEW




VISTA 3D 3D VIEW




**FINITURA VETRO
OPACA
MATT GLASS
FINISHES**

**FINITURA VETRO
LUCIDA
GLOSSY GLASS
FINISHES**

**FINITURA VETRO
TRASLUCIDA
TRANSLUCENT
GLASS FINISHES**


NB: Non disponibili nel profilo 123 e 139

NOTE: Not available for the aluminium frame 123 and 139

**FINITURA
LAMINATO
STRATIFICATO
STRATIFIED
LAMMINATE
FINISH**


* Finiture abbinabili
al top HPL
Combinable finishings
to HPL worktops