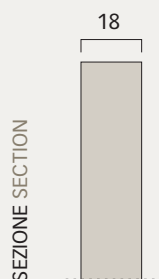


LOVE




LOVE: anta in particelle di legno sp. 18 mm a bassa emissione di formaldeide (classe E1) rivestito in melaminico ad alta pressione (Hpl) sp. 0,3 mm. Bordo in ABS da mm 1 sui 4 lati. Tutto incollato con colla poliuretana.


LOVE: door composed by wood particles 18 mm thick low formaldehyde emission (class E1), covered in HPL melamine 0.3 mm. The door is entirely ABS Edged, 1 mm thick, with polyurethane glue.side.



VISTA FRONTALE FRONT VIEW



VISTA 3D 3D VIEW



FINITURE FINISHES

